

• Design
Froes
• Design
Froes
• Design

FROES

• DESIGN

A COLLECTION OF CASES FEATURING BRANDING, PRODUCT
& VISUAL DESIGN, DESIGN SYSTEMS, AND MORE.

[IN/FROESDESIGN](#)

HELLO@FROES.DESIGN

**Former Head of Design Systems
at Instapage and Design Lead at
Avenue Code. Now Founding
Interaction Designer at Perspective.**

Education

Brand Strategy and Storytelling

Hyper Island 2023

Explored the underlying principles of storytelling that guide brands like Nike, and how to create value through synergy between product and technology. Developed brand experience concepts and strategies to build brand and business value.

Creative Direction

Condé Nast College of Fashion & Design 2022

Developed engaging creative visions and learned how visual and real-life experiences are created to attract consumers to brands. Created concepts for brands like Burberry, Pitchfork & Spotify and learned how to manage and collaborate with other creatives.

Language of Design:

Form and Meaning

California Institute of Arts 2020

Refined my critical vocabulary to discuss art and graphic design in the context of critique. Through an articulated Critique Framework, I developed more precise and practical ways to give feedback about design work.

+

Crafting Design Systems

Mergo ux School 2019

Computer Engineering, BE

CEFET-MG 2014 – 2017

Exchange Program

Illinois Institute of Technology 2013

FROES · DESIGN

Professional Experience

Founding Interaction Designer

Perspective 11/2022 – CURRENT

Designed user flows based on research and user testing for an AI-based iOS app. Envisioned the app visual identity and developed a foundational design system for the app.

ux Researcher

Sephora 01/2019 – 03/2019

Researched responsive design impact on Sephora's e-commerce cx and website performance. Synthesized data from competitors and research in a presentation to assist leadership decisions.

Principal ui Designer,

Head of Design Systems

Instapage 03/2022 – 10/2022

Managed and rebranded the company design systems and helped expand its component libraries. Implemented continuous feedback and shipped LPS with 56% average conversion rate lift and 4 bi+ unique visitors. Mentored a Product Design Intern.

Experience Designer

Avenue Code 01/2018 – 12/2018

Designed websites and advertising pieces for digital marketing campaigns that increased their client portfolio by 30%. Shaped a landing page component library within the company's cms.

Senior ui Designer

Instapage 09/2020 – 02/2022

Designed a design system for a B2B SaaS platform focused on high performance conversion events and continuous AI optimization. Presented research, pocs, and concepts to leadership that helped identifying and solving an issue within the project's foundations.

Front-end Engineer and

Experience Designer

Avenue Code 06/2016 – 12/2017

Assisted on design for the company's digital marketing websites and improved the company's website css architecture efficiency. Collaborated on ui design and development for a B2C product.

Senior Experience Designer,

Design Lead

Avenue Code 04/2019 – 08/2020

Co-led a successful company rebranding with design and marketing leadership. Mentored a Jr. Designer and assisted on creating customer-facing experiences and concepts for Avenue Code's digital marketing and advertising campaigns.

Index

- 05** **Developing Postclick's Block Design System**
DESIGN SYSTEM & PRODUCT DESIGN
- 18** **Rebranding Avenue Code**
BRANDING & VISUAL DESIGN
- 27** **A Poster per Day Until Lana Del Rey**
TYPOGRAPHY & VISUAL DESIGN
- 40** **Selected Work Collection**
CREATIVE DIRECTION & VISUAL DESIGN

WORK-IN-PROGRESS:

- SOON **Transitioning Sephora to Responsive Design**
CX & UX RESEARCH
- SOON **Designing Perspective**
BRANDING & PRODUCT DESIGN

Design
System

Developing
Postclick's

Block

Design

FROES
DEVELOPING
DESIGN

DESIGN SYSTEM
PRODUCED AT INSTAPAGE

• DESIGN
POSTCLICK'S
SYSTEM

& PRODUCT DESIGN
2020-2022



A conversion-driven landing page design system rooted in continuous optimization.

Postclick was a San Francisco-based startup aiming to revolutionize digital advertising. While its parent company, Instapage, created a SaaS platform to design landing pages, Postclick wanted to create a dynamic design system to create landing pages. These pages would be continuously improved using a machine learning algorithm to reduce client advertising costs and grow conversions.

The initial project scope involved the design of 400+ different blocks: landing page sections such as hero, testimonials, and product galleries. However, through research and pocs during our discovery stage, we reduced this scope from 400 to only 18 by mapping similar designs and seeing which ones could be reproduced with the same HTML but distinct CSS styling.

These 18 blocks were very flexible and could change their looks to test which ones would lead to better conversion rates. Each block had multiple outputs for each property, such as left/right positioning, sharp/strong radiuses, and light/dark modes.

Challenges along the way included technology constraints and understanding how freely clients should be able to customize the system while not increasing their level of effort when doing so. We relied a lot on the company's in-house CMS — which was also in development at the time, making it crucial to stay in sync with multiple teams.

After launching the MVP, we tested the Postclick platform and the design system with a select group of Instapage clients, which provided us valuable feedback along the way. We shipped landing pages with a 16% conversion rate and a 56% average conversion rate lift using the initial version of our Block Design System, with four billion+ unique visitors served. Three million+ post-click experiences were created, with 500 million+ conversions earned.

A second, improved design system version kicked off development after identifying a need for re-platforming Postclick. This time, the system was rooted in Atomic Design, had more interchangeable styling properties, and a better tech stack with React and TailwindCSS.

DESIGN SYSTEM & PRODUCT DESIGN

Produced at Instapage in 2020 — 2022.

Solution Process

1 Discover

Understand the problem, develop pocs, and work with ML and DS teams to explore how to classify and store block data.

2 Define

Reduce scope from 400 to 18 blocks exploring style interchangeability to deliver multiple outputs from a single block.

3 Develop

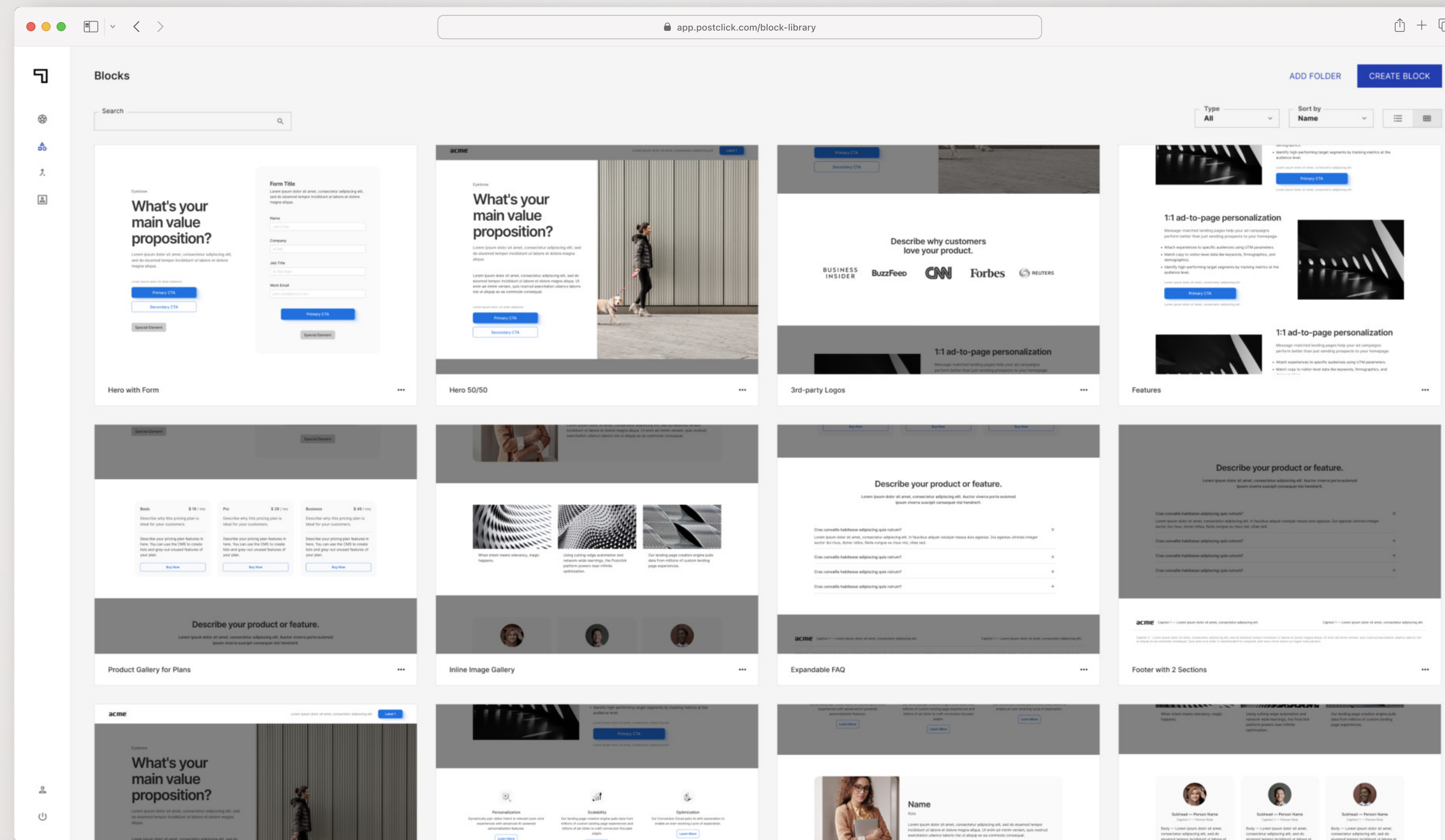
Designing and developing blocks, as well as platform tools to control block styling, versioning, and page layout.

4 Deploy

Test landing pages and gather users' feedback, leading to the development of the 2nd version of the system.



Initially, Postclick planned to create a huge library of 400+ landing page sections with various ui options. However, after researching hundreds of Instapage landing pages and playing around with css variables, we decided to simplify and make 18 types of sections – or “blocks” – based on similar content and layout.



Postclick

Scalability
Measurability
Modularity
Interchangeability

Design Principles

Postclick

What makes a block a block?

RESPONSIVE LAYOUT
 Mobile-first design and development

REUSABLE COMPONENTS
 Form fields, buttons, FAQs, etc.

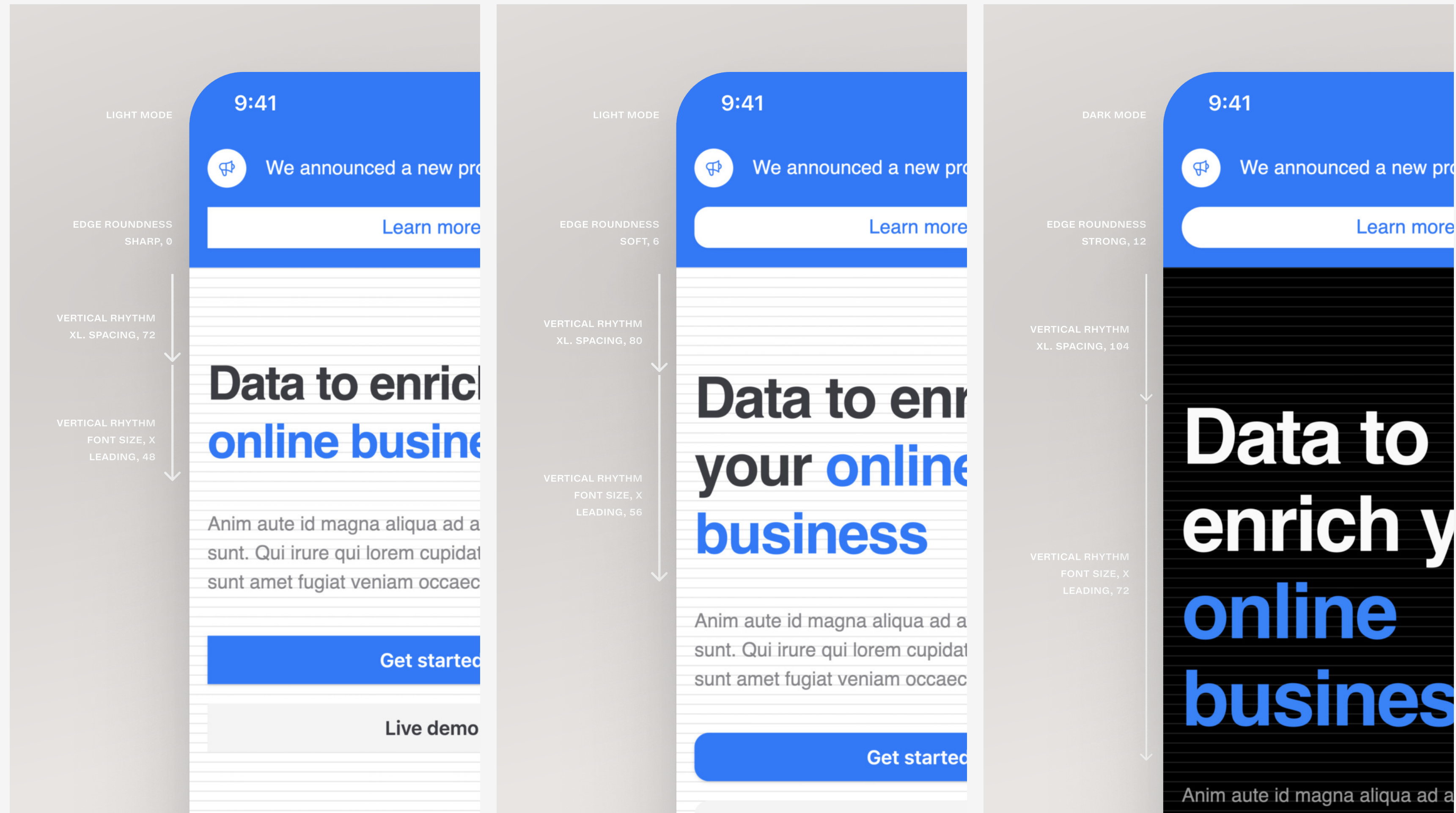
INTERCHANGEABLE STYLING
 CSS variables with dynamic values

ACCESSIBLE
 Complies with WCAG standards

Copyright © Postclick 2021. All rights reserved.



The Block Design System became a conversion-focused library of scalable, modular, and responsive blocks, all designed with a mobile-first approach. Mobile-first designs were crucial for improving landing page conversion rates as more and more users access the web through their phones and expect a seamless, optimized experience.



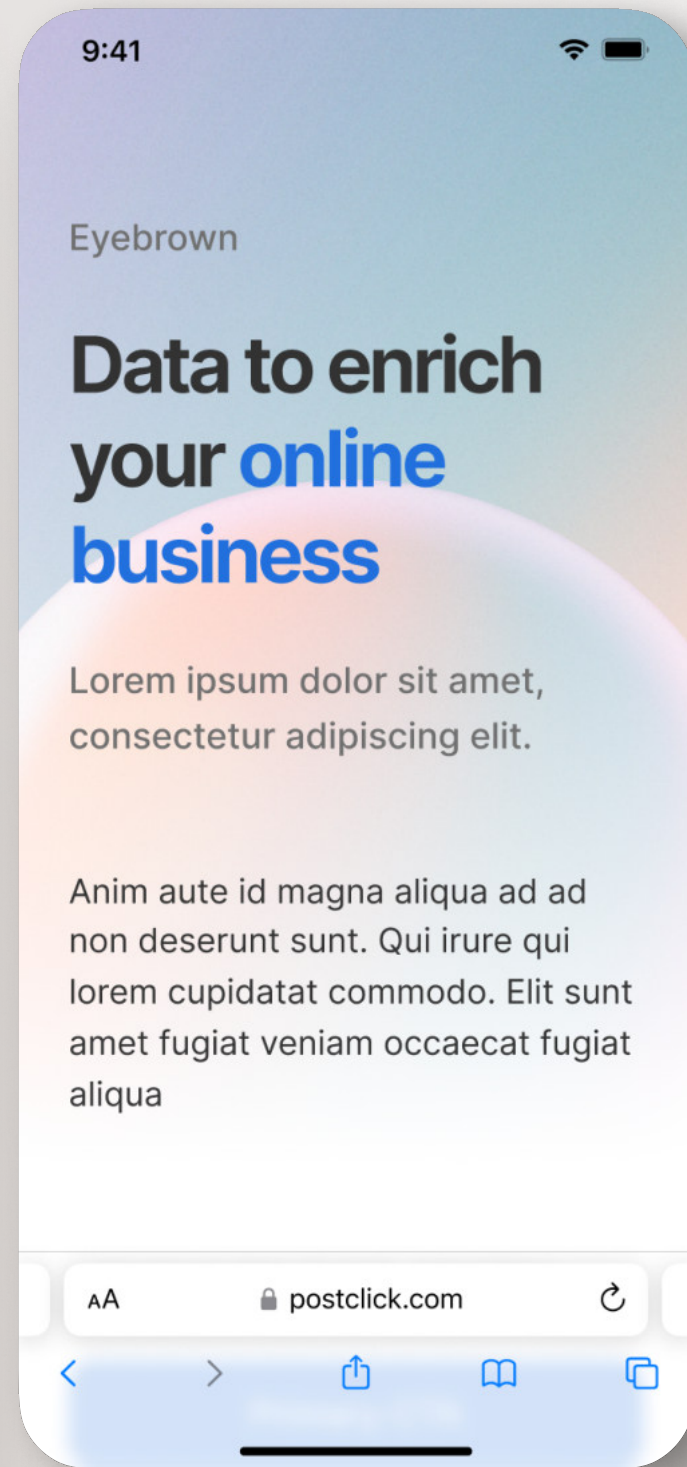
FROES · DESIGN

A single block could change its visuals via a pool of styling options. They were optimized for conversion rates by measuring the performance of different styles and refining them accordingly.

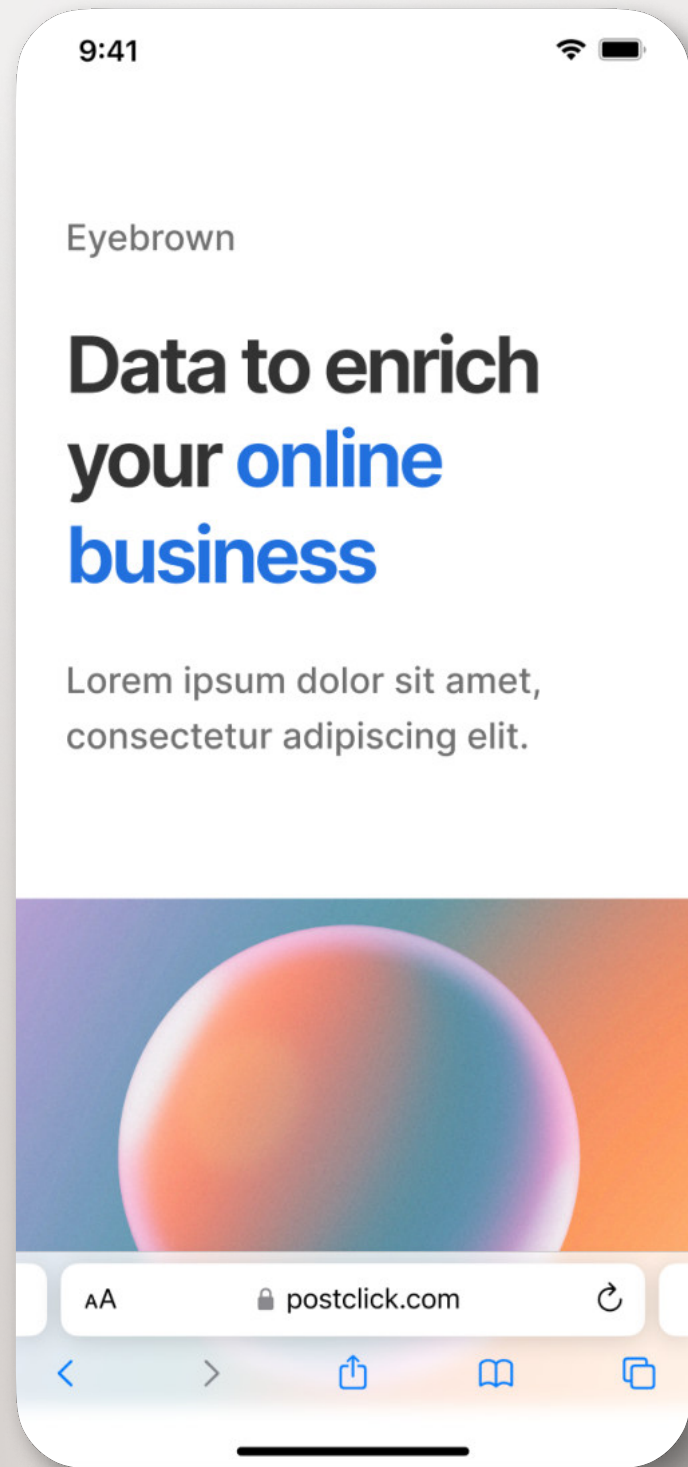
The initial tests featured light or dark modes and the change of image/copy positioning. Further tests in the project's 2nd version would measure the impact of button styles, edge radiuses, visual depth, and the page's vertical rhythm.



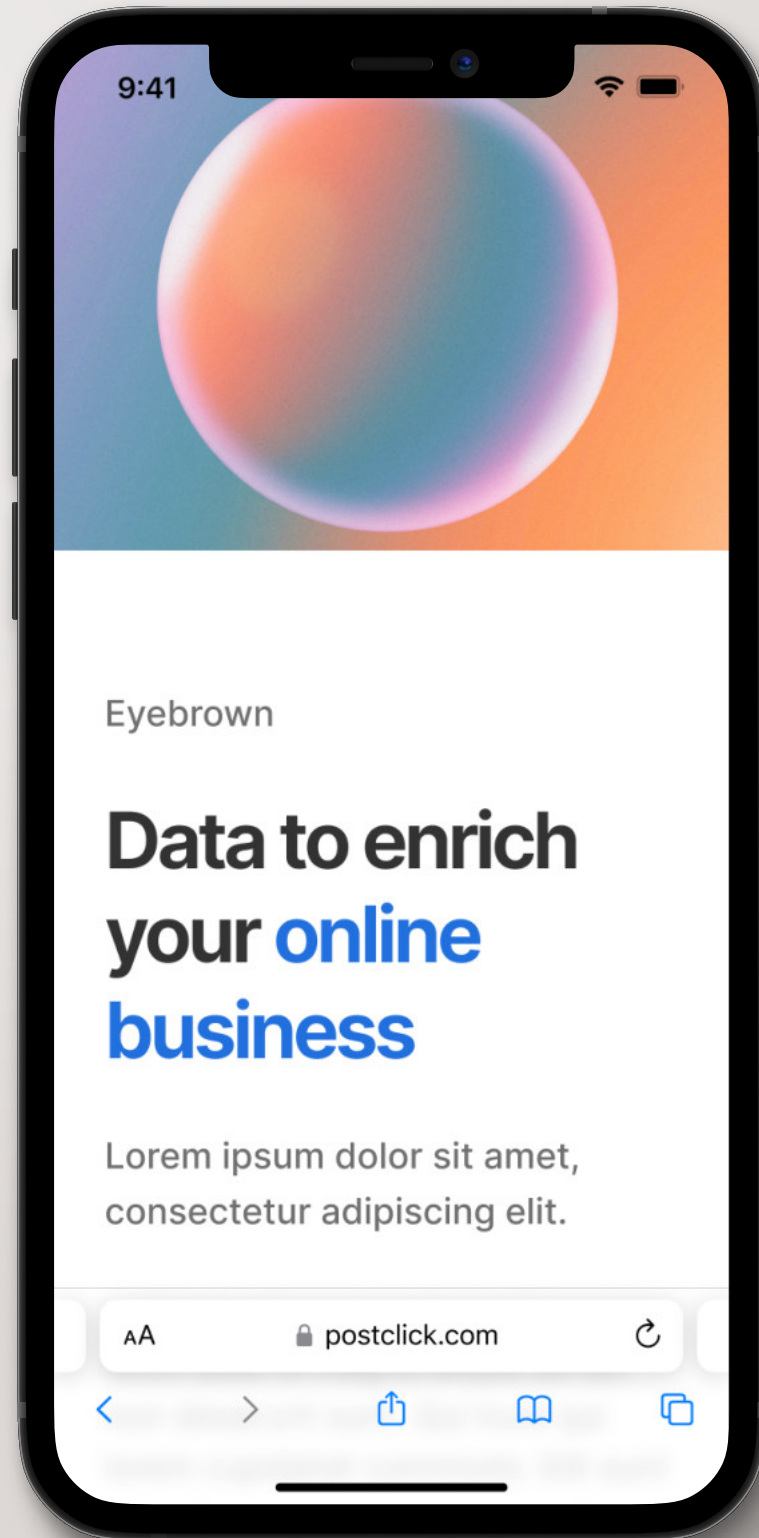
WITH DARK MODE



VARIATION WITH BACKGROUND IMAGE



VARIATION WITH IMAGE BELOW HEADLINE



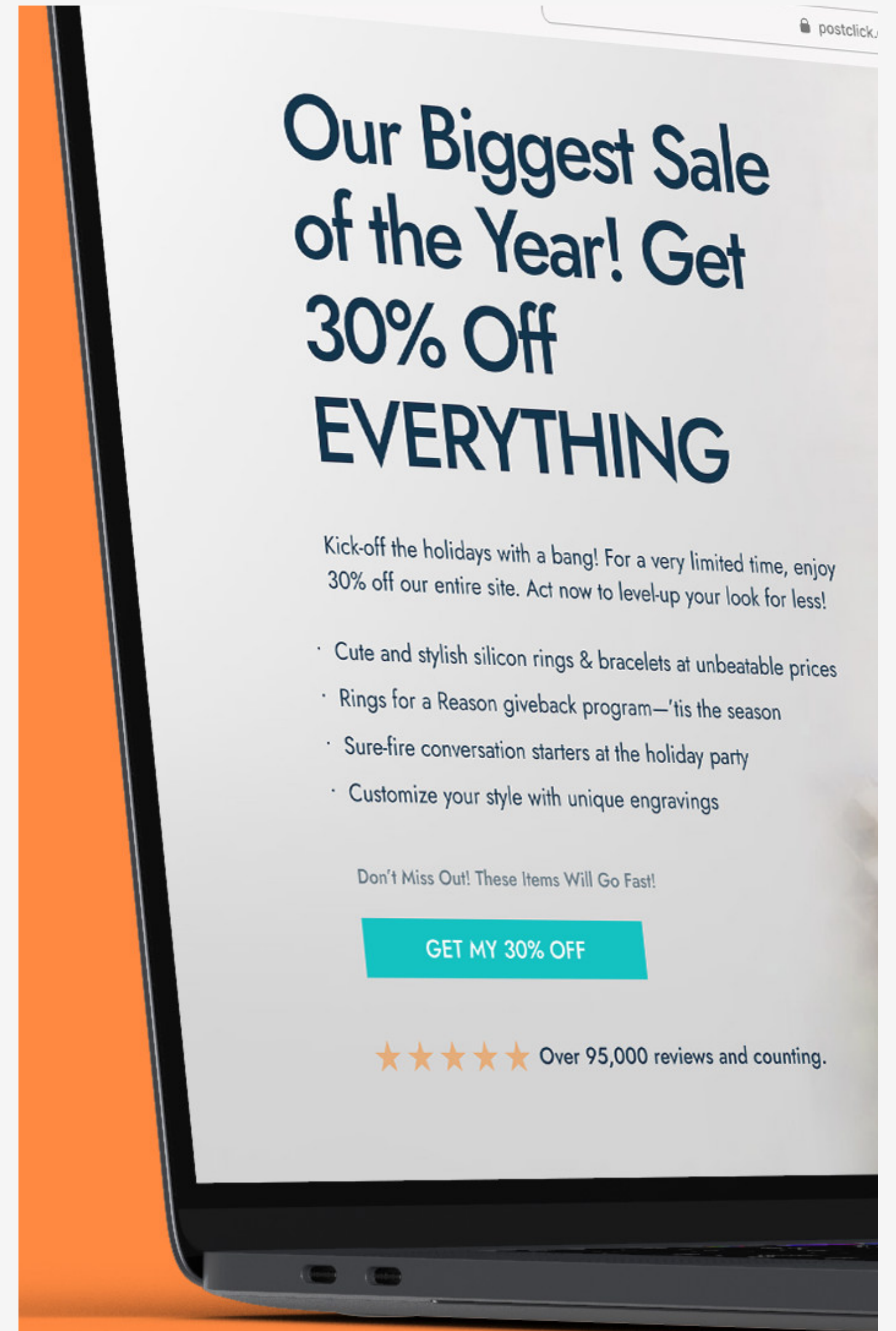
DEFAULT



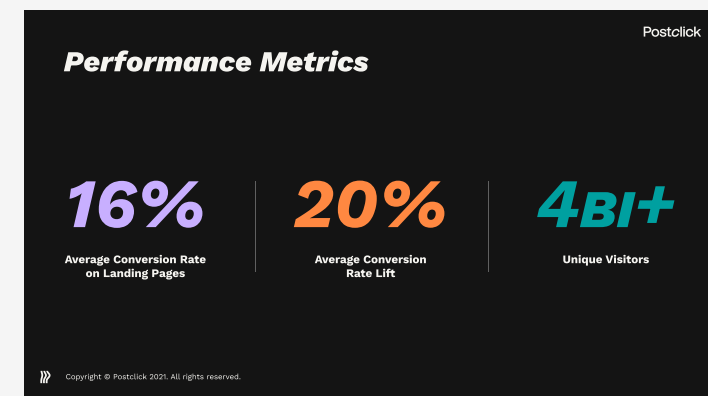
DEFAULT WITH CLIENT BRAND



VARIATION IN DARK MODE WITH CLIENT BRAND

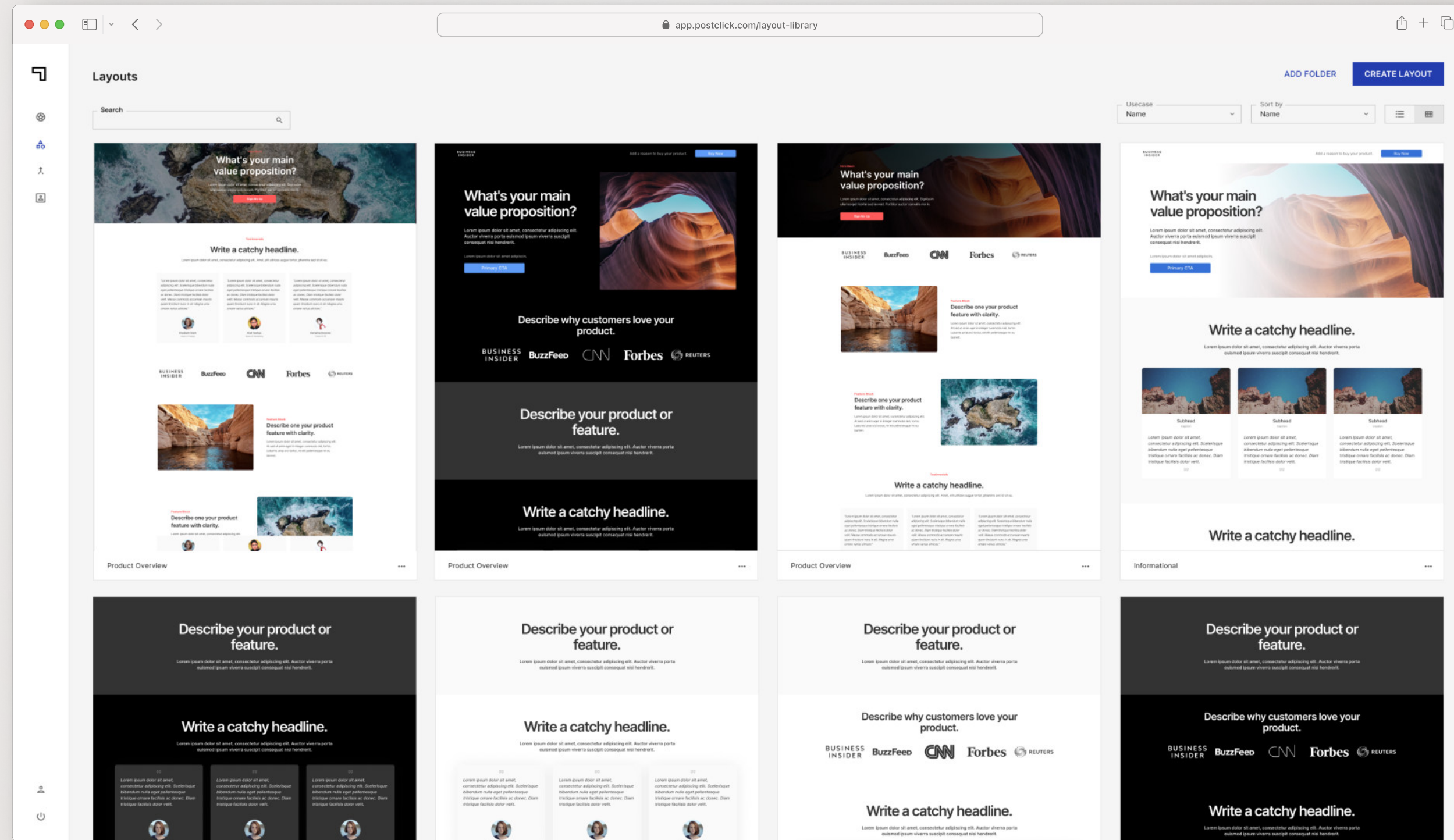


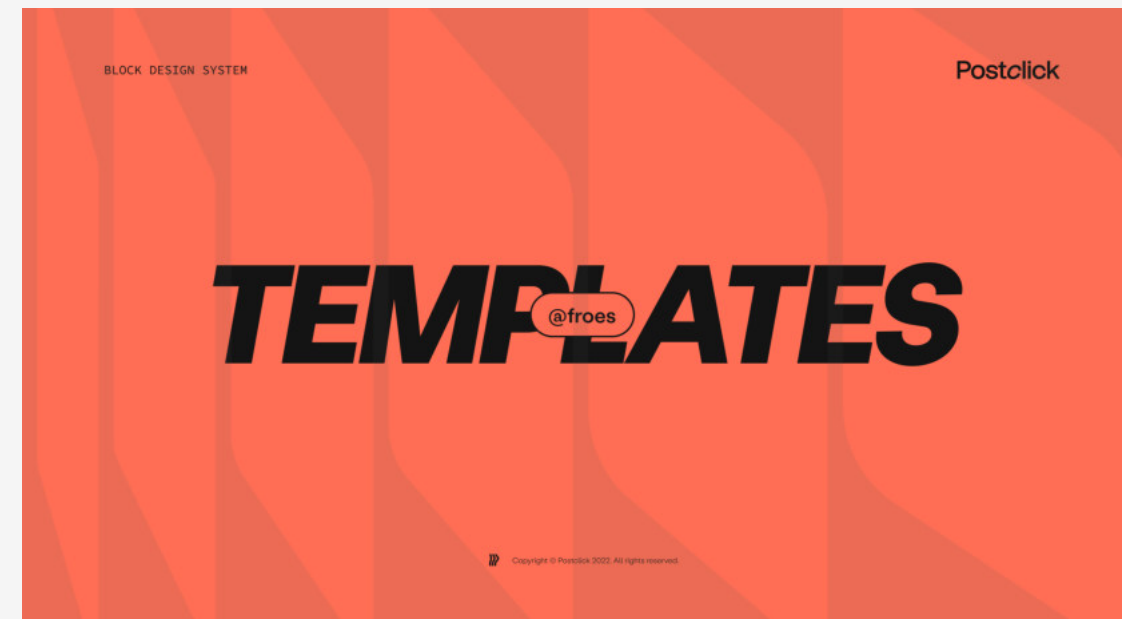


VARIATION WITH BACKGROUND IMAGE WITH CLIENT BRAND



Our block library launched an MVP to a select group of Instapage clients and maintained a constant feedback loop with them.

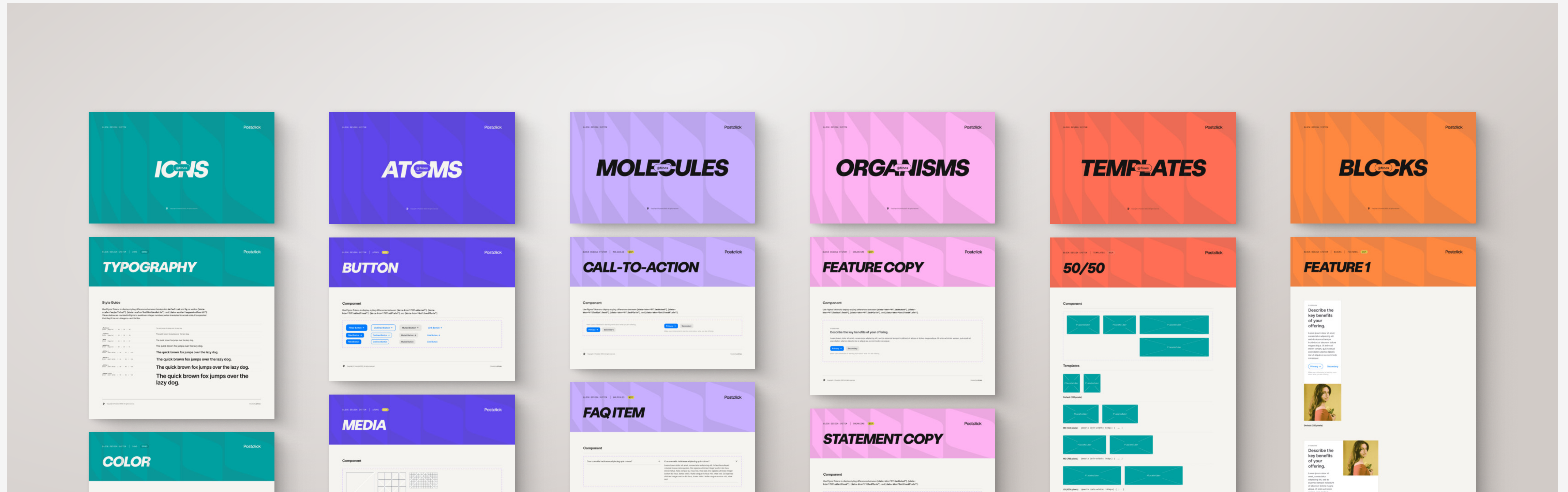
Although the team encountered challenges such as technology constraints and Postclick platform issues during the library's creation, it was able to achieve a 56% conversion rate lift with over three million+ pages created.





The second version of the design system was motivated by the re-platforming of Postclick due to technical constraints. Feedback from the system's MVP stage guided many of its new features, leveraging TailwindCSS, React components, and Atomic Design. These tools

improved the system's maintainability, allowed us to add more interchangeable styles, while also reducing the gap between design and code. Our Figma live style guide, for instance, mirrored the exact way our design tokens were declared on TailwindCSS.



A Figma live style guide represented the Ions — the design tokens of all the interchangeable styles from the Block Design System.

Atoms, such as buttons, are a product of combining two or more Ions. In Figma, the Ions style library fed the Atoms components.

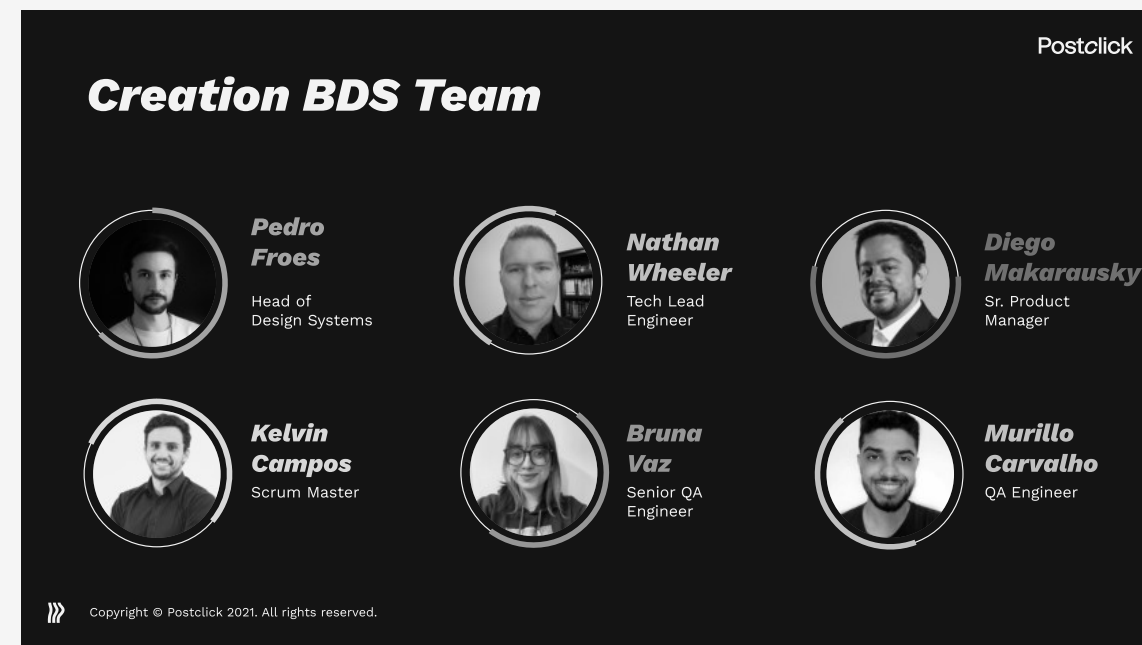
Combining Atoms and Ions produced Molecules. Using the same Figma component, a Call-to-action molecule could express up to four different styles of buttons and two layout orientations.

Organisms compound Ions, Atoms, and Molecules from other libraries into complex Figma components.

Templates were modified from the original Atomic Design intent to represent layout structures over multiple breakpoints.

Blocks — a new tier created for the design system — were often made by adding Organisms into Template slots. The Feature block pictured above combines a Feature Copy organism in the first slot and a Media atom in the second.





I GOT TO DO A LOT OF PRESENTATIONS WORKING AT INSTAPAGE – AND I GREW TO LOVE CREATING SLIDE DECKS! PLUS I WAS EXPOSED ME TO SO MANY DIFFERENT CULTURES: OUR TEAM HAD PEOPLE FROM BRAZIL, POLAND, MEXICO, THE US, AND MORE. IT WAS REALLY FUN!

Developing Postclick's Block Design System

Credits

I was the leading designer of the project during its 1st and 2nd versions, responsible for the blocks' design and consulting on front-end architecture. Ongoing collaboration with Nicolai Doreng-Stearns (Director of Product Design), André Mértens (Product Design Manager), and mentoring of Vitória Feitosa (Product Design Intern).

1st version collaborators include Mike Perla (Head of Product Insights), Martin Lasarga (Group PM), Uldis Leiterts (CDO). Feature development by Nathan Friemel (Lead), Kelvin Campos, Arcadio Quintero, Dawson Turechek, Jacob Trump, Jonathan Rodrigues, and Matheus Garcia.

2nd version collaborators include Diego Makarausky (PM) and Evan Dierlam (PM). Feature development by Nathan Wheeler (Lead), Adrian Haynes, Emerson Silvério, Josh Mabry, Joel Corrales, Justin Green, Matheus Franco, Bruna Vaz, and Murillo Carvalho.

PRODUCED IN INSTAPAGE 2020 – 2022

Summary

- Instapage wanted a dynamic landing page design system that would be continuously optimized to find better conversion rates;
- The Block Design System was born through a 4-stage approach, reducing a 400 static block scope to 18 dynamic ones in the process;
- Blocks were able to interchange between mode, position, and edge radius, as well as button styling and vertical rhythm in later versions;
- The first version of the system shipped landing pages with a 16% conversion rate and 56% conversion lift to four billion+ users served.

Code

Rebranding

Avenue

Code

Rebranding


Avenue Code

FROES
REBRANDING

BRANDING
PRODUCED AT AVENUE CODE

• DESIGN
AVENUE CODE

& VISUAL DESIGN
2019



Refreshing Avenue Code brand with diversity, cohesiveness, and scalability in mind.

BRANDING & VISUAL DESIGN

Produced at Avenue Code in 2019.

After ten years in the market, seven offices around the globe, and 400+ consultants, Avenue Code — a San Francisco-based IT consultancy — sought to refresh its brand to represent how diverse it had become over the years, both people and solution-wise.

Opportunities to improve Avenue Code past brand identity were identified via research at the start of a 3-stage process to refresh it. With scalability and visual cohesiveness identified as action points, the 2nd stage began with concept exploration, eventually leading us to colorful visuals inspired by street art and urban life.

With an expanded color palette tied to a set of eight new company values, a new typeface based on highway signage, and communication guidelines, the project's last stage started by scaling the core concepts to multiple mediums: presentation decks, notebooks, shirts, websites, posts, and even office artwork.

The campaign to roll out the new brand kicked off by asking employees to deliver cards, each corresponding to one of the eight new values and palettes, to one another based on which value they identified their peers to represent. During the next eight weeks, employees engaged in activities to get to know the brand and celebrate one another.

The rebranding concluded with unsolicited, positive engagement on the company's Glassdoor. In addition, employee attrition was lower for eight months than the previous year after the campaign release.



Solution Process

1 Research

Understand the company's history, brand, values, and pain points through interviews and secondary research to define the project's goals and metrics.

2 Ideation

Design mood boards and explore colors, typography, and patterns to represent the refreshed themes and values.


3 Implementation

Create and scale brand guidelines to develop an identity system that spans from digital to physical spaces.


4 Rollout



Finalize and launch an in-company campaign to celebrate the brand refresh and engage employees with the new brand.

FROES · DESIGN



Avenue Code's brand history motivated exploring urban-inspired visuals, such as subway maps from cities where the company has an office.





We took the opportunity to reflect each city's uniqueness via the urban theme continuing the cohesiveness across the brand digital and physical spaces.

The São Paulo office, for instance, had its meeting rooms named after each of the Paulista Avenue subway stations, and the crosswalks artwork over one of its walls.



Special brand assets were created for the rollout campaign, such as cards and tees featuring each one of the eight company values assigned to a brand color.



Rebranding Avenue Code

Summary

- Avenue Code sought to refresh its brand as part of a business strategy to represent its position in the market;
- A brand refresh was done via a 4-stage process, which included research to understand goals and pain points, concept exploration, rebranding implementation, and a rollout campaign;
- We implemented a cohesive and scalable brand system: starting with brand guidelines and scaling down to emails, presentation templates, t-shirts, notebooks, landing pages, social media, and even office artwork;
- Employees posted unsolicited, positive feedback on the company's Glassdoor during the rebranding campaign's launch;
- Compared to the company's previous year, there were eight months of lower attrition after the campaign release.


Credits

This project was co-led by myself in close collaboration with the Director of Creative Services and the Head of Design of Avenue Code.

Research and brand concept: Holly Camponez, Bernardo Matos, and Pedro Froes. Visual & motion design: Pedro Froes, Marina Ferreira, Esdras Lopes, and Aurelizia Lemos. Landing pages and email development: Pedro Froes and Sthefanie Mingall. Rollout campaign: Avenue Code Marketing and HR.

PRODUCED IN AVENUE CODE

2019



THIS WAS SUCH A SPECIAL PROJECT FOR ME: WORKING W/ HOLLY & BERNARDO WAS SO GOOD + SEEING THE WORK MATERIALIZED IN THE HANDS OF MY WORK MATES DURING THE CAMPAIGN LAUNCH WAS A TRULY SPECIAL MOMENT ♡

Day Until'
Lana Del Rey
A Poster per
Day Until
Lana Del Rey

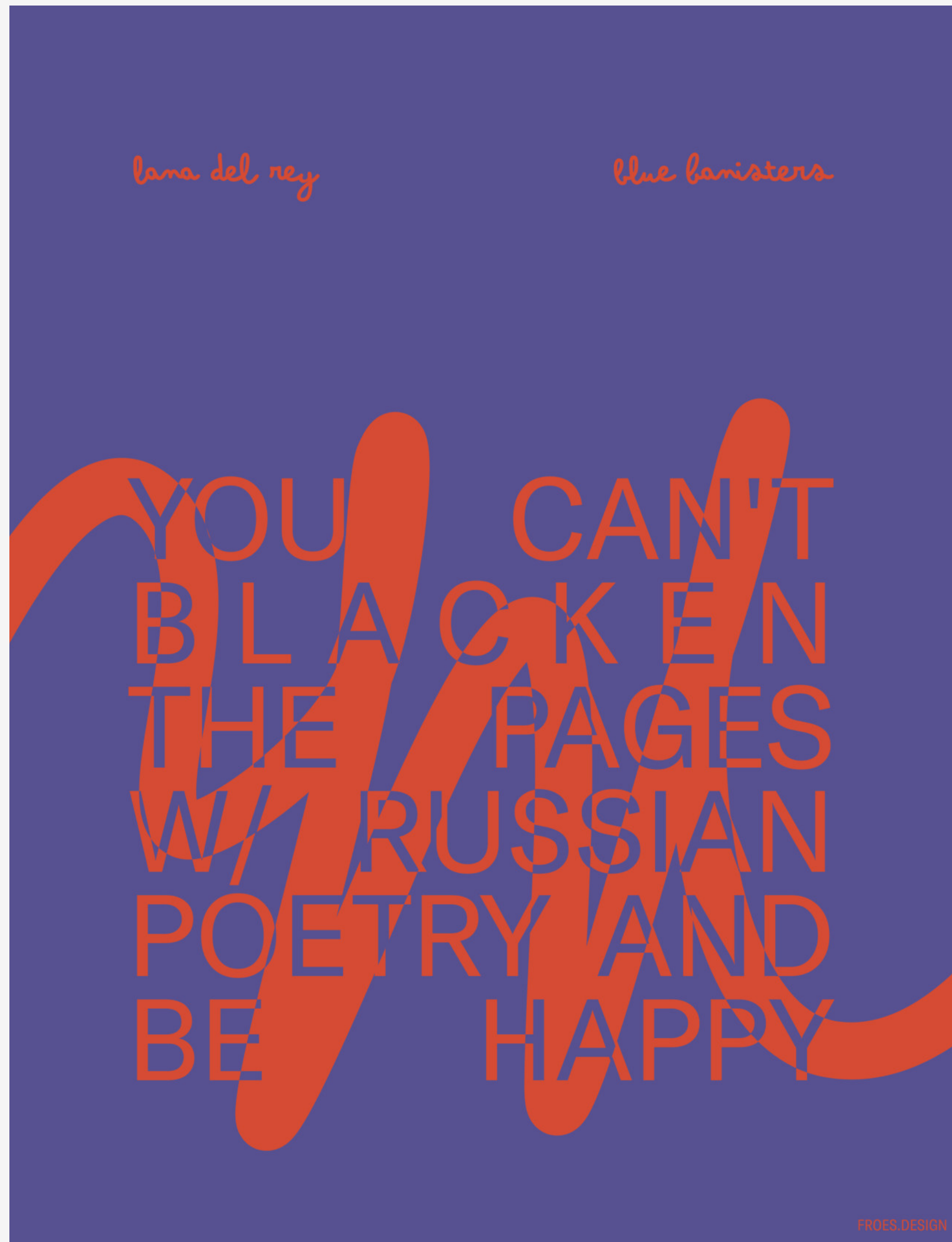
FROES
A POSTER
UNTIL

VISUAL DESIGN
PASSION PROJECT

• DESIGN
PER DAY
LANA DEL REY

& TYPOGRAPHY
2023

A Poster per



FROES · DESIGN

Celebrating Lana Del Rey songs during 15 days of typographic artistry.

Inspired by Lana Del Rey's music and driven by my passion for typography, I embarked on a creative journey crafting a captivating collection of typography-driven posters. Each poster, created daily leading up to Lana Del Rey's highly anticipated concert in Rio de Janeiro, her first in five years.

In reimagining Lana Del Rey's aesthetics for a modern context, I seamlessly merged minimalist layouts with vibrant colors. The intentional use of color served as a conduit for intense emotions, providing a striking contrast against the simplicity of the design.

Typography played a pivotal role, with a harmonious blend of typefaces such as GT America, GT Super, Thunder, Due, ED Sonar, and more. This fusion added depth and visual intrigue to each poster, creating a cohesive visual language.

Curating a selection of both well-known hits and hidden gems from Lana Del Rey's discography, the collection served as a profound homage to her artistic journey. It captured the essence of her music, conveying the intricate emotions and narratives that resonate throughout her albums.

Creating one poster per day demanded unwavering commitment and unfettered creativity. This labor of love showcases my dedication as a designer and unwavering fan, while exemplifying the harmonious fusion of typography and Lana Del Rey's evocative music.

VISUAL DESIGN & TYPOGRAPHY

Produced independently in 2023.





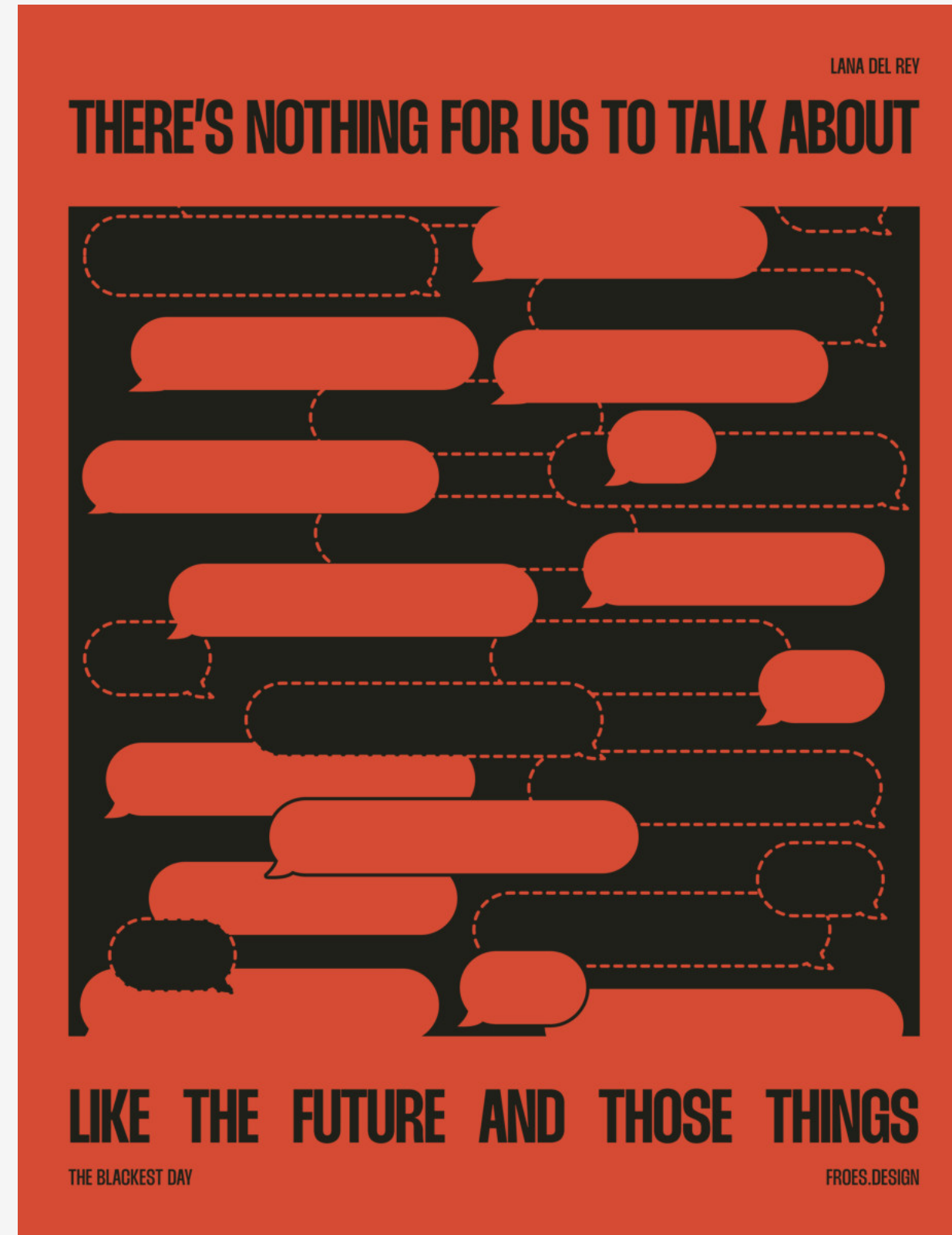
“Blue Banisters” (pictured before) features typefaces Bimbo Pro (from Zetafonts) and GT America (from Grilli Type).

“Diet Mountain Dew” features ED Sonar (from Type Department) and GT America.

“Summertime Sadness” features GT America.

“Cinnamon Girl” features
typeface GT America.







“13 Beaches” features typeface Sharp Grotesk (from Sharp Type). “The Blackest Day” features Thunder (from Rajesh Rajput). “Dealer” features Camaleondesque and Salbabida Sans (from Type Department).



“Young and Beautiful” features typefaces GT America and GT America Mono (from Grilli Type). “Music to Watch Boys To” features GT America and GT Super Display (from Grilli Type). “In My Feelings” features Stretch Pro by JETSMAX.



FROES · DESIGN

“The Next Best American Record” features typeface GT America.

“Cruel World” (pictured next) features Düe Display (from Type Department) and GT America.









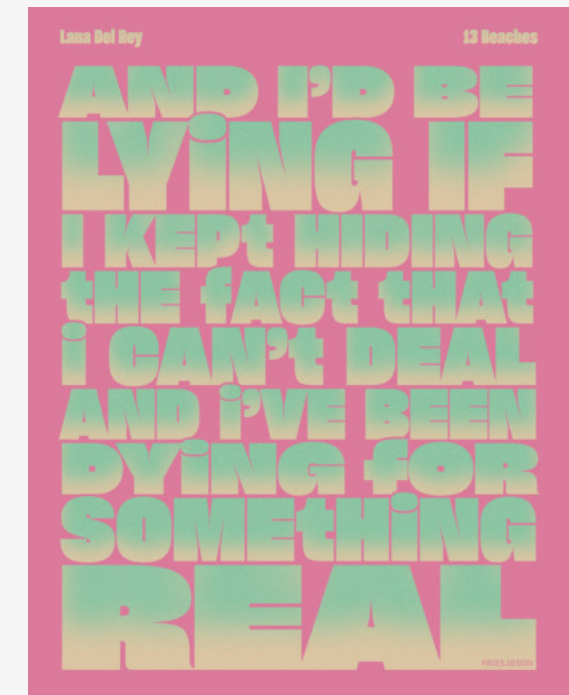
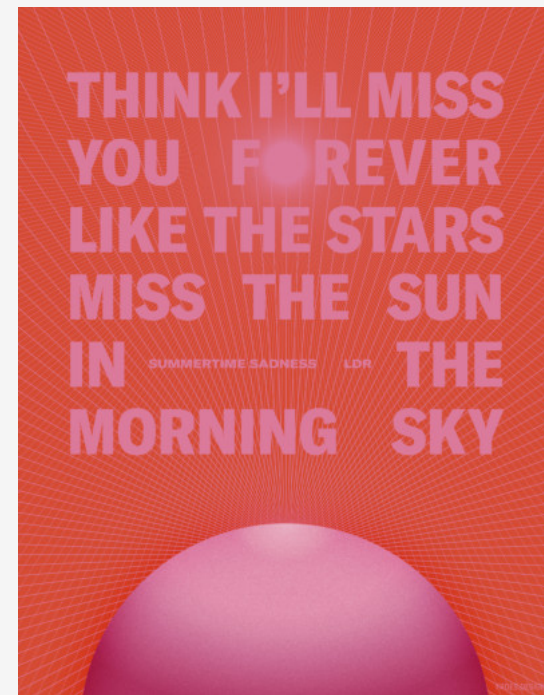
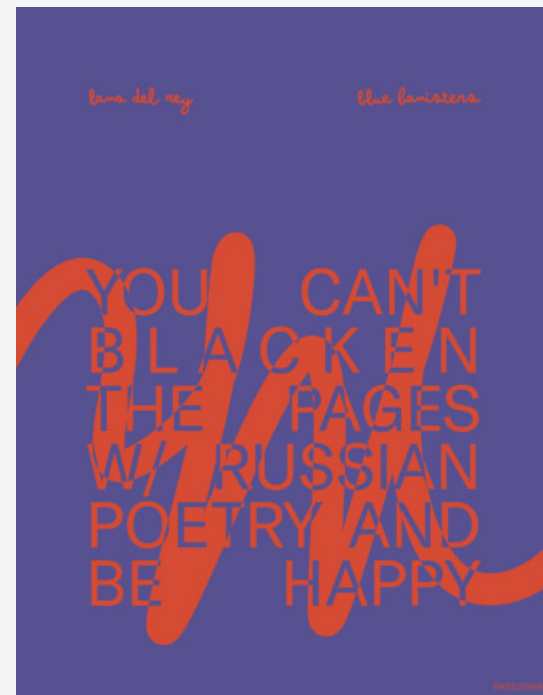
“Money Power Glory” features typeface GT Super Display.

FROES · DESIGN

“Video Games” features typefaces
GT America Mono and Pexel Grotesk
(from Supernulla Creative Studio).

“AW” features GT America and
GT Super Display.





FROES · DESIGN

Work
Collection

Select

Work

Collection

Select

FROES • DESIGN
SELECTED WORK COLLECTION

CREATIVE DIRECTION &
INDEPENDENT PROJECTS

& VISUAL DESIGN
2020 - 2022



An array of creative concepts, posters, and other design work that allowed me to explore my creativity over the years.

CREATIVE DIRECTION
& VISUAL DESIGN

Produced independently since 2020.

This section features an array of projects that allowed me to explore my creativity while also honing my design skills.

Included are the creative direction concepts developed during a course at Condé Nast's College of Fashion & Design. This course culminated into a Spotify Wrapped campaign where I leveraged the power of AI to create custom art galleries.


Additionally, you will find poster designs that pay homage to some of my favorite songs, each created using Adobe Illustrator, Adobe Photoshop, and/or Procreate to practice my typography and visual composition skills. Finally, this section includes some other miscellaneous design work that I am excited to share. with you.

Why See the World When You Got the Beach

Poster inspired by [71 Sweet Life](#), performed by Frank Ocean and written by himself and Pharrell.

Created with Adobe Illustrator. 2021.





Creative Direction Portfolio

Portfolio with tasks from Condé Nast's College of Fashion & Design Creative Direction course. 2022.

Throughout the course, I designed mood boards, explored how cultural moments can shape creative concepts, and studied successful campaigns from companies like Spotify, Nike, and Balenciaga.

Additionally, we reworked a Burberry campaign to be more relevant in 2022 and learned how to reframe problems, developing a critical eye for design solutions.

The course culminated with a portfolio showcasing our coursework and a final project, in which I developed a creative concept for Spotify. It was an insightful course, allowing me to apply my creative skills to real-world clients and situations.

Videos blending footage from the original '15 campaign, Billy Elliot, and the message "always be yourself" present in the movie + an invitation to the location of the event.

Social channels start gradually posting Burberry items up in the air until launch.

Burberry store windows across London items start being displayed as if they're thrown up in the air without explanation or context to commuters.

Grand and exclusive event at the site featuring VIPs and influencers encouraging them to send messages to their loved ones.

Media around which people the VIPs and influencers dedicated their messages.

Ballet presentation + interaction with the pieces displayed.

Guests are encouraged to throw Burberry scarves up in the air to create hype for **EXPERIENCE II**.

After the grand event, regular commuters can record their own messages using the geolocation filter and post them on their Instagram Stories.

EXPERIENCE II will launch later to sustain the next part of the campaign.

movement of Bauhaus.

The simplicity rooted in the Bauhaus movement is present in all graphic design pieces, which also feature prominent typography. They're never too colorful, making their composition engaging by playing with the font shape (the "pleasure" artwork) or adding negative space around an

(Rihanna), 10s (Del Rey), and 20s (Billie Eilish, drag queen Symone, and Brazilian singer-songwriter Duda Beat). Being effortlessly cool, sexy, and moody is no new territory to all of these artists, as they often elicit these feelings via their songs or how they present themselves publicly.

The messiness and loudness often

REFERENCES: From left to right, top to bottom: 1. "I" from designer Massimo's 30 Days of Type collection. 2. American singer-songwriter Karl Coxon. Photography by Jesse Fishman. 3. American singer-songwriter Billie Eilish participated on "G* with a P*ast Earring" featuring by Dutch Golden Age painter Johannes Vermeer and collage by designer Mark K. Lazare. 4. Bauhaus "Less is More" poster. The motto comes from Ludwig Mies van der Rohe, an advocate of modernism in architecture. 5. Brazilian singer-songwriter Duda Beat. Photo shoot for Ella Magazine Brazil. 6. American drag queen Symone. OUTF for Rihanna's Drag Race Season 10 Episode 7. Brazilian singer-songwriter Rihanna. Image on her Instagram. 8. American singer-songwriter Lana Del Rey. Photography by Nicole Hollander for "Blue Jeans" music video. 9. "Pleasure" tattoo close-up. Found on Pinterest. 10. American actress Angelina Jolie. Photography found on Pinterest.



Generations may have shifted, but the youthful, indie feeling of wearing a classic Converse All Star remains. This photoshoot aims to translate the daring spirit of a young generation who shapes their own world in how they dress, interact, and play outside the mainstream.

Through the lens of Neil Krug, we want to capture this polaroid B-movie fantasy of wearing Converse streetwear and footwear. A young and diverse cast of models with bold hair and makeup by Evanie Frausto and Frankie Boyd will be styled by Miyako Bellizzi before being photographed against graphic backgrounds produced by Eric Mestman.

Krug's work is bold and surreal, drawing influence from the non-mainstream culture in a similar way Converse brand does. He has collaborated with Lana Del Rey, Weyes Blood, Unknown Mortal Orchestra, and other alternative artists. Polaroids and All Stars are a great match that conveys a

classic feeling from the past while retaining this young, creative spirit.

Evanie Frausto and Frankie Boyd are hair and makeup artists from which futuristic, daring hairstyles and makeup will contrast against Krug's vintage photography. Their work for *Altered States* magazine is a perfect example of an aesthetic that will complement this shoot's concept.

We want to cast young models such as Jordan Alexander and Zión Moreno to represent a diverse generation who play outside the mainstream. Styling from Miyako Bellizzi can merge cool streetwear and the B-movie aura on the models when photographed on sets produced by set designer Eric Mestman. The graphic yet casual vibe of sets produced by Mestman will come full circle by meeting Krug's photography.

Photography: Neil Krug, @neilkrug
Stylist: Miyako Bellizzi, @miyakobellizzi
Hair: Evanie Frausto, @evaniefrausto
Makeup: Frankie Boyd, @frankieboyd
Set: Eric Mestman, @ericmestman
Models: Jordan Alexander, @thejordanalexander, and Zión Moreno, @zion.moreno




Inspiration

LESS IS MORE



"David Bowie is Here" was an experience created by creative director Alex Bodman for Spotify in 2018. It marked the arrival of Bowie's song catalog on the platform and featured over 40 pieces of work inspired by Bowie's lyrics. The experience took place on New York's Broadway-Lafayette station on a wide array of mediums: from commissioned pieces placed at the station to staircases covered in Bowie's lyrics to custom MetroCards featuring different stages of the singer/songwriter's exceptional career.

The idea behind was to celebrate songs on Spotify, memorable moments that speak about New York artwork, connect artist and the featured unpublishable connection from them to listen to "David Bowie is Here" creative strategy.



Directing Creativity: Building a Dream Team, Brand Management & Collaboration

"We Are Not"

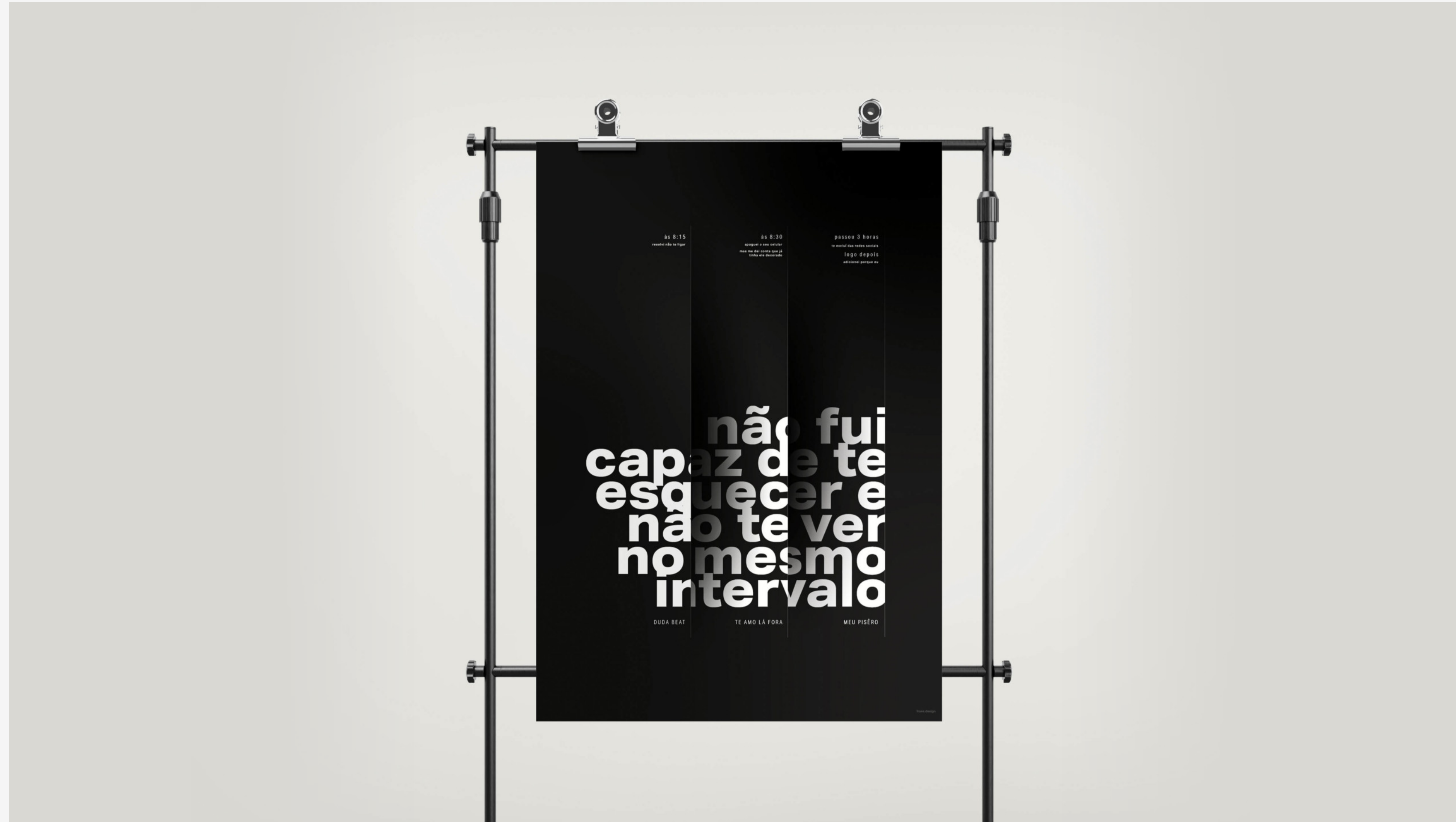




Thunder Only Happens When It's Raining

Poster inspired by Fleetwood Mac's [7 Dreams](#), written by Stevie Nicks.

Created with Adobe Illustrator. 2021.



Meu Pisêro

Poster inspired by Duda Beat's [71](#) homonymous song, written by herself, Lux Ferrera, and Tomás Tróia.

Created with Adobe Illustrator. 2021.

Time to take a tour through
Froes' AI art gallery


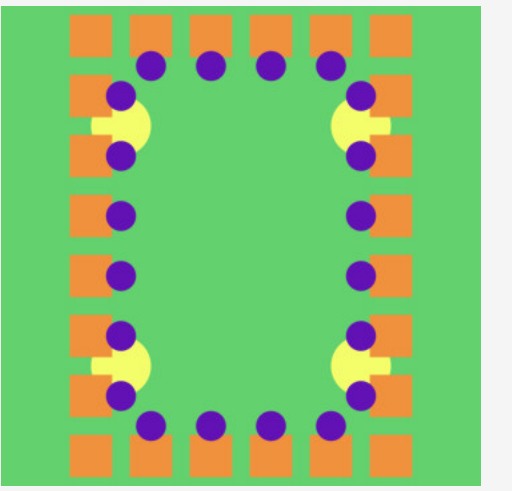


Created with Spotify and Dream by Wombo
Inspired by Froes and his favorite songs

Spotify SPOTIFY.COM/WRAPPED
Concept created by @pedrofelipefroes

Spotify SPOTIFY.COM/WRAPPED
Concept created by @pedrofelipefroes

DESPECHÁ
Inspired by Froes
and ROSALÍA

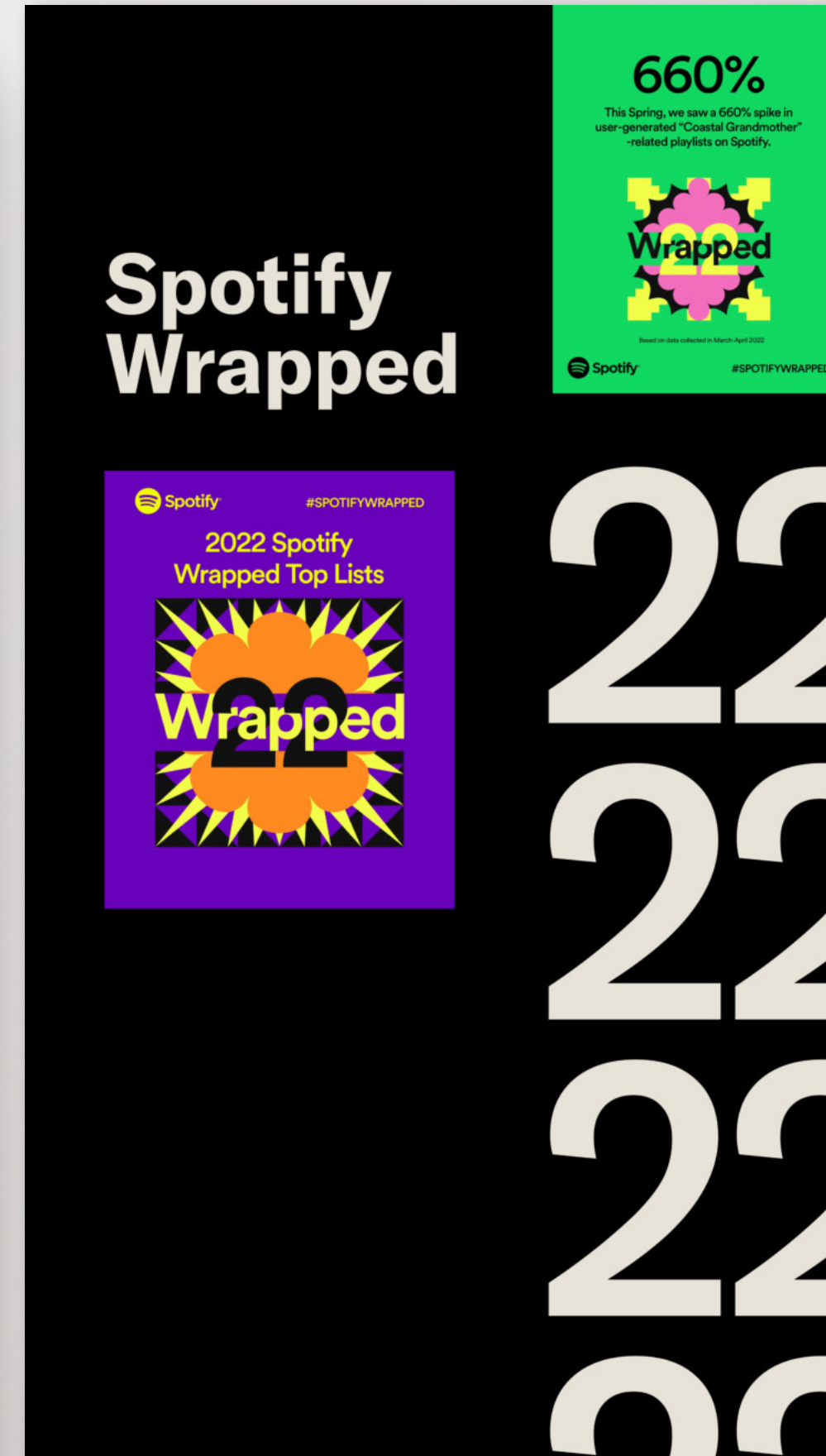

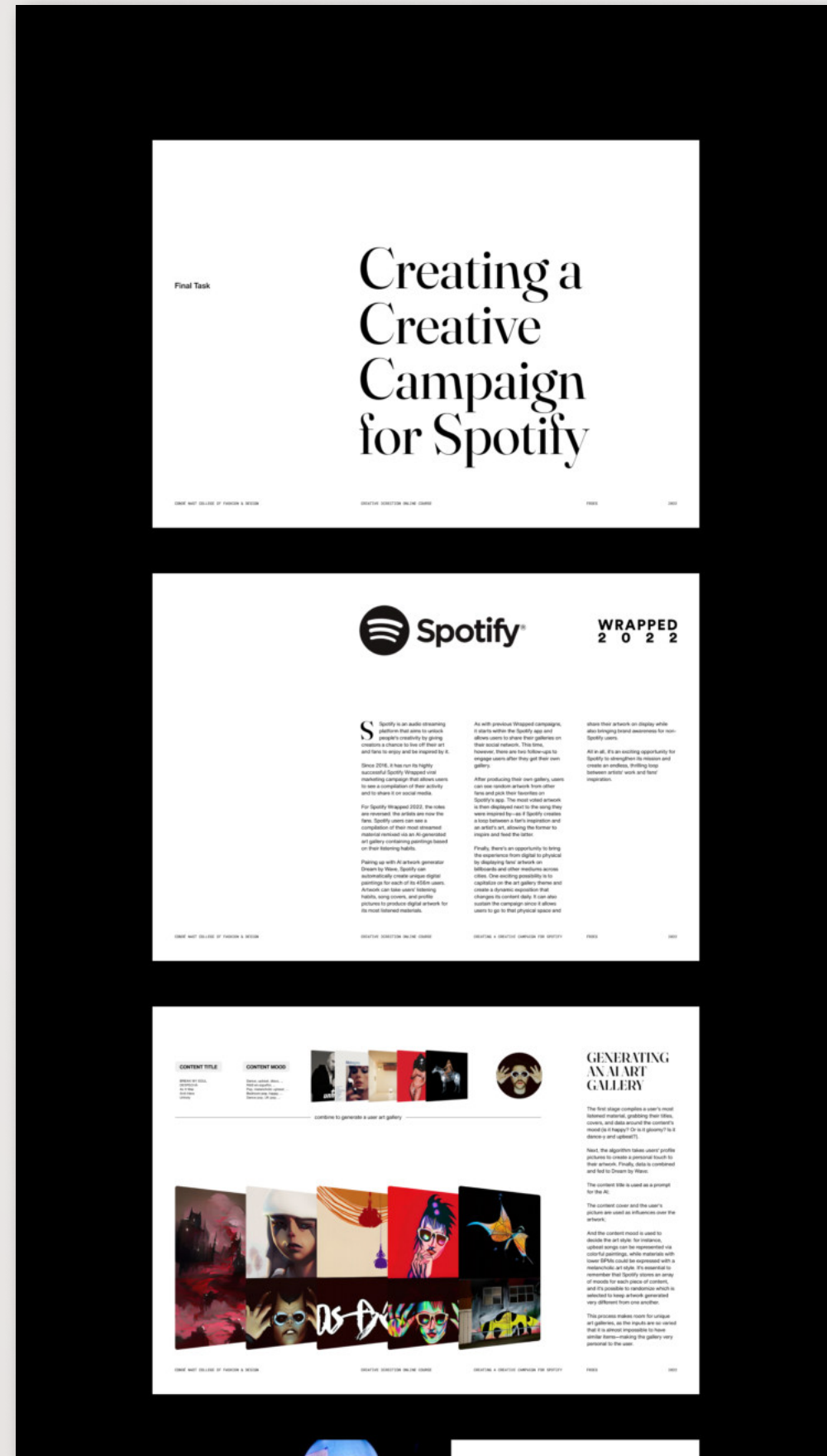
Spotify SPOTIFY.COM/WRAPPED
Concept created by @pedrofelipefroes



Thank you for appreciating.

Created by @pedrofelipefroes for his
Condé Nast's Creative Direction portfolio

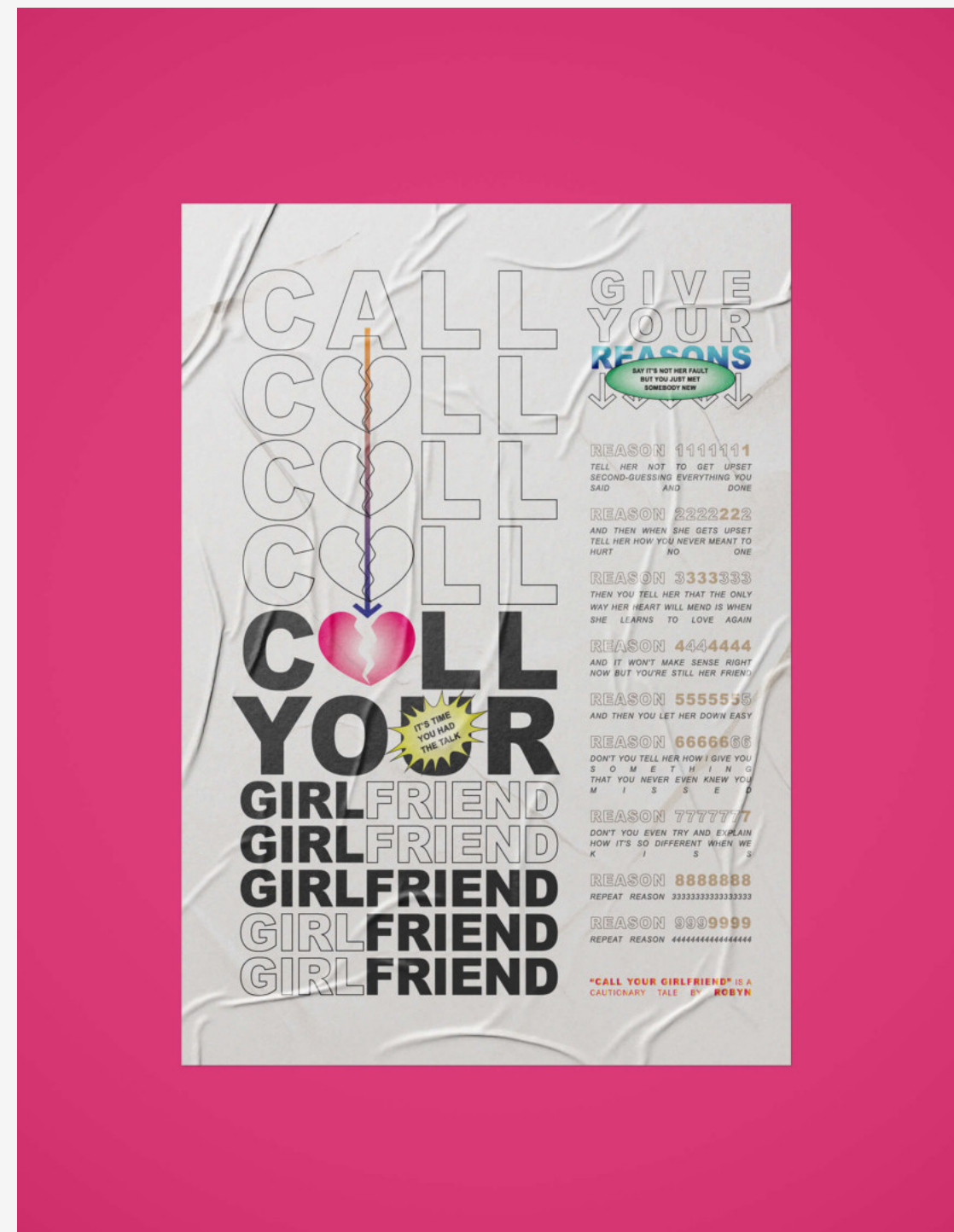
Spotify SPOTIFY.COM/WRAPPED
Concept created by @pedrofelipefroes



Call Your Girlfriend

Poster inspired by Robyn's [homonymous](#) song, written by herself, Alexander Kronlund, and Klas Åhlund.

Created with Adobe Illustrator and Photoshop. 2021.





I Dare You to Try

Inspired by [Andromeda 71](#), performed and written by Weyes Blood. 2021.

Created with Procreate.

Say hello:

FROES · DESIGN

hello@froes.design
linkedin.com/in/froesdesign